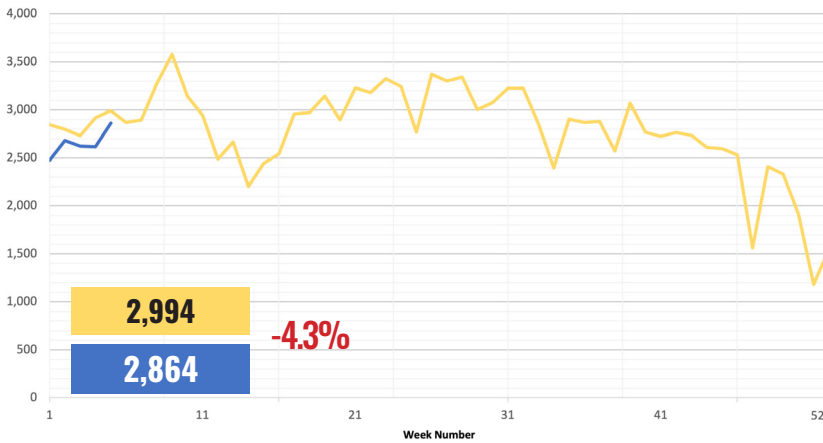




Weekly Activity Snapshot

Week 5 2021: 2/2/2021 to 2/8/2021

©Copyright 2020 HAR.com | Source: HAR.com, HAR MLS, analysis prepared in cooperation with the Real Estate Center at Texas A&M University. Statistics are for the Houston MSA.



New Listings

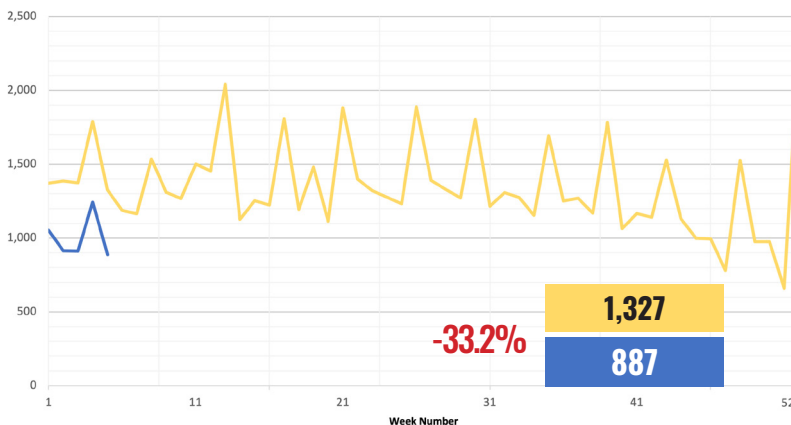
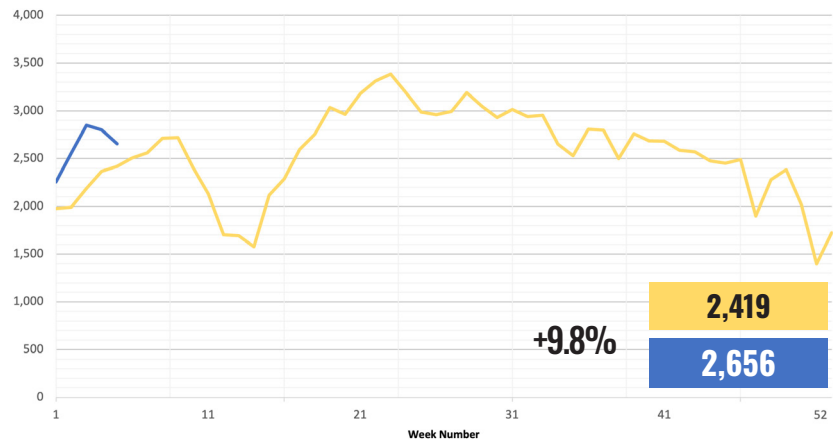
New listings are coming on the market albeit at a slower pace than last year as this marks a sixth straight week of lower volumes. For the week ending February 8, REALTORS® entered 2,864 properties into the Multiple Listing Service (MLS) compared to 2,994 during the same week last year, pre-pandemic. That represents a 4.3 percent drop.

— 2020 — 2021

Pending Listings

Pending listings achieved another positive performance during Week 5 of 2021. A total of 2,656 property listings went under contract versus 2,419 a year earlier. That translates to a 9.8 percent increase in the number of listings under contract for the week ending February 8.

— 2020 — 2021



Off-Market Listings

Sellers withdrew fewer property listings from the MLS during Week 5 versus last year at the same time. Off-market listings remained 33.2 percent lower than the same week in 2020. A total of 887 homes went from active to off-market compared to 1,327 last year.

— 2020 — 2021



Weekly Activity Snapshot

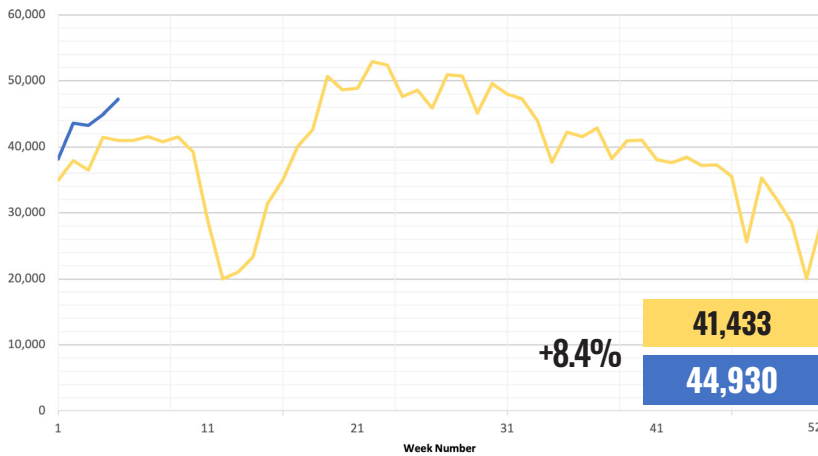
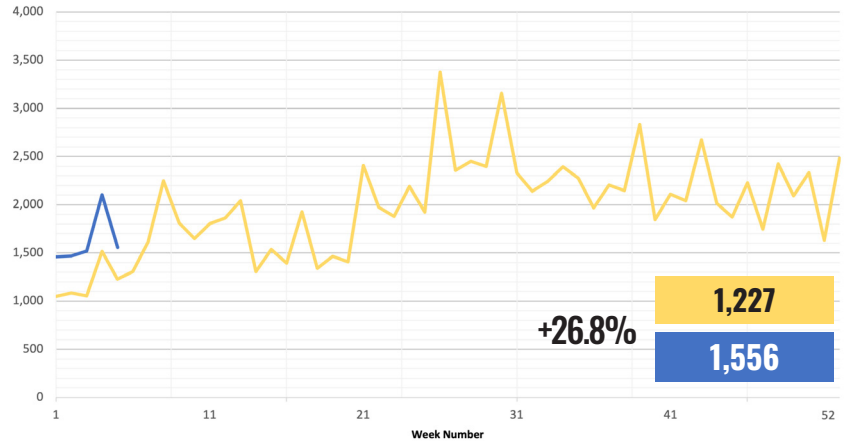
Week 5 2021: 2/2/2021 to 2/8/2021

©Copyright 2020 HAR.com | Source: HAR.com, HAR MLS, analysis prepared in cooperation with the Real Estate Center at Texas A&M University. Statistics are for the Houston MSA.

Closings

Despite Houston's historically low housing inventory, consumers are still finding homes to buy. Closings have now marked their 29th consecutive positive week. Closed sales of homes totaled 1,556 in Week 5 versus 1,227 for the same week last year. That represents a 26.8 percent jump.

— 2020 — 2021

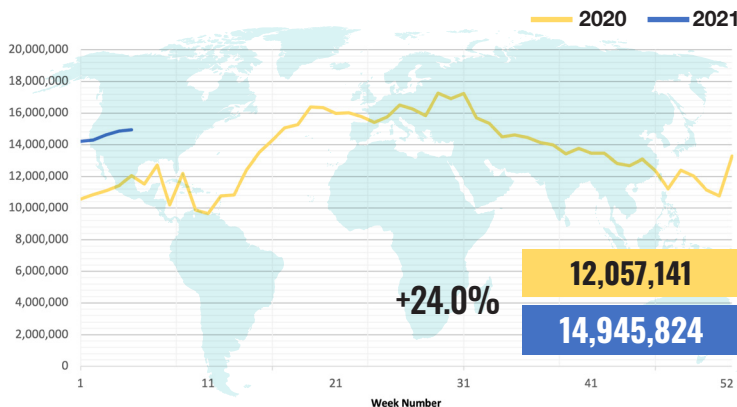


Showings

The number of appointments for property showings rose 15.3 percent compared to the same week last year. A total of 47,212 property showings were recorded for the week ending February 8 compared to 40,930 a year earlier.

— 2020 — 2021

HAR.com Listing Views



Open Houses

